

SAMPLE

I Can Say I'm Sorry by...

Admitting I am wrong



By saying "I'm sorry"

Correcting what I did wrong

Praying to Heavenly Father

Ask to be forgiven

Always choose the right



I Can Say I'm Sorry by...

Admitting I am wrong



By saying "I'm sorry"

Correcting what I did wrong

Praying to Heavenly Father

Ask to be forgiven

Always choose the right



Admitting
I am
wrong

Always
choose
the right


By saying
"I'm sorry"

I Can Say
I'm Sorry
by...

Correcting
what I did
wrong

Ask to be
forgiven

Praying to
Heavenly
Father



Admitting
I am
wrong

Always
choose
the right


By saying
"I'm sorry"

I Can Say
I'm Sorry
by...

Correcting
what I did
wrong


Ask to be
forgiven

Praying to
Heavenly
Father





Alma the younger



Alma

Always choose
the right

Admitting I am
wrong

By saying
"I'm sorry"

Copy on
colored
paper

Ask to be
forgiven

Correcting what
I did wrong

Praying to
Heavenly
Father



I Can Say I'm
Sorry by...

Copy on
colored
paper

Instructions: Primary 1 Lesson 29 “I Can Say I’m Sorry”

Page 1: Sample

Page 2: Handout, copy

Page 3: Handout

Page 4: Black and white coloring page

Page 5: Popsicle Stick Figures Alma and Alma the younger

Page 6-7: Large flower for lesson. Place on board