














# Giraffe Number File Folder

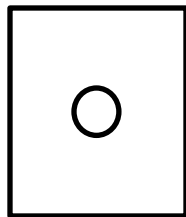
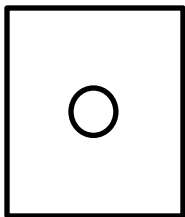
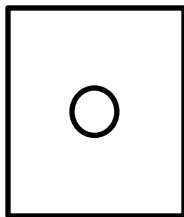
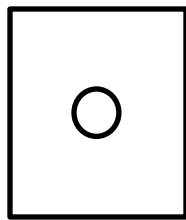
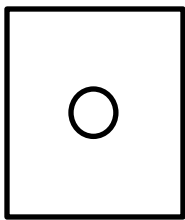
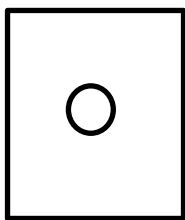
by Lynda Blau



Cover





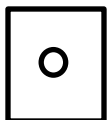


# Instructions for Giraffe File Folder Numbers

Copy off pages 1-3.

Paste page 2 and 3 on file folder. Laminate. Put on sticky back Velcro. Soft side on numbers, Soft sides on holding page.

To make it real fun you could glue googly eyes on giraffes after you laminate.



Cut and copy spot giraffes and laminate. The put sticky rough side on back of giraffe matching up on the neck.

