






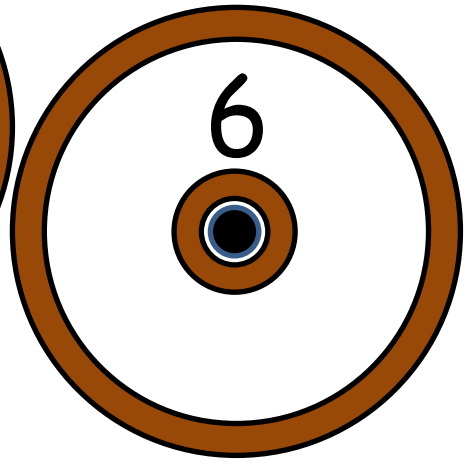
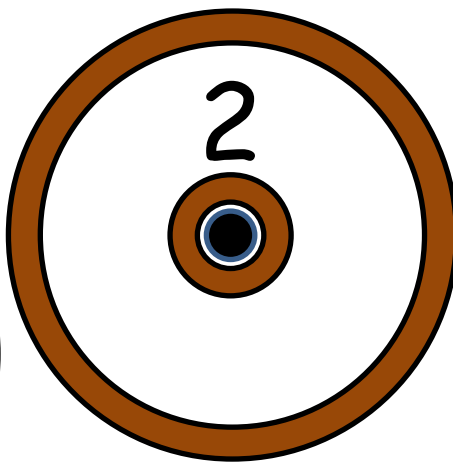
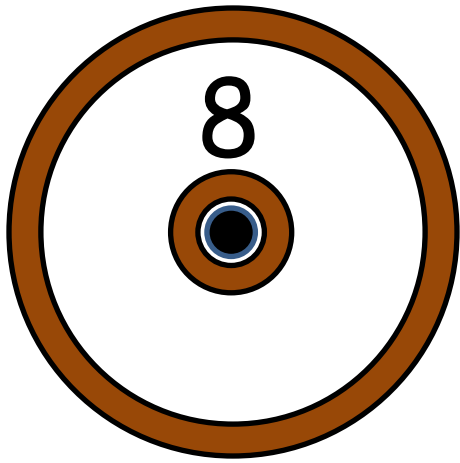




Wagon Wheel Counting









Count the spokes and
match with number on
wagon page

Instruction: Counting Wagon Wheels

Copy page 1 and paste on front of file folder.

Copy Page 2 and paste on file folder.

Copy page 3 and paste on File folder.

Laminate folder.

Copy Page 4 on cardstock. Cut out wagon wheels, laminate, and place on file folder using sticky Velcro on the holding place and for the backs of the wheels.

Use Sticky Velcro and place in center of wheel, matching the backs of the wagon wheels.

Reminder. Use same side (sticky Velcro) on folder and opposite side on wheels.

For example: soft side for the folder and rough side for the back of the wheels.

