






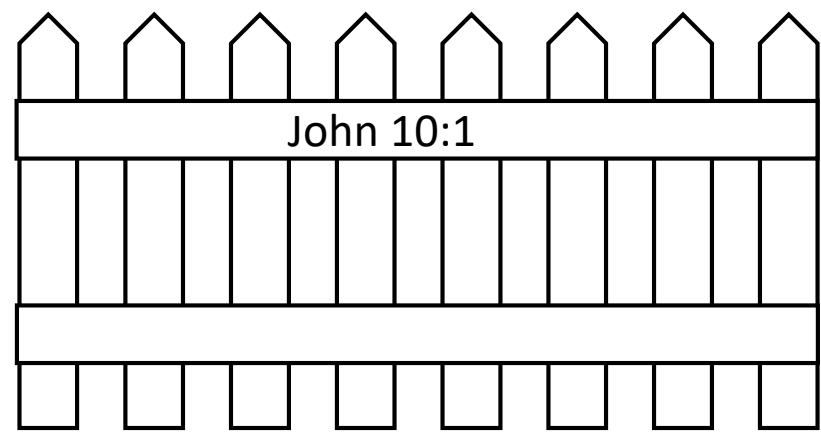
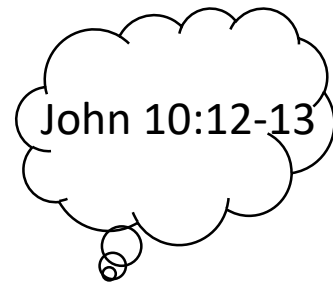
The Good Shepherd

John 10:2-3
John 10:7
John 10:9


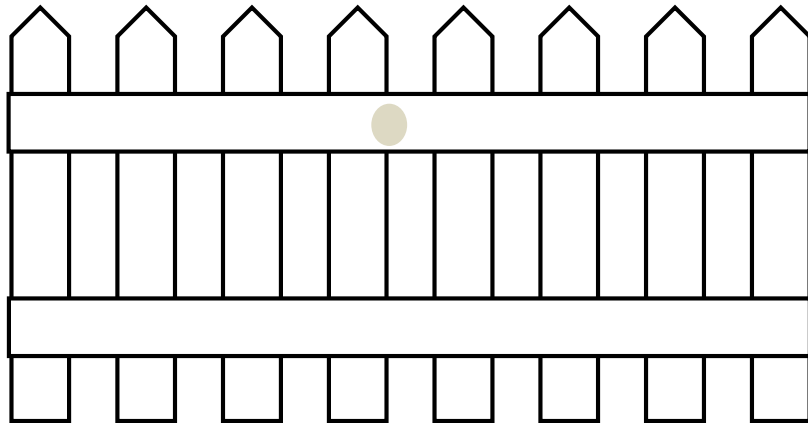






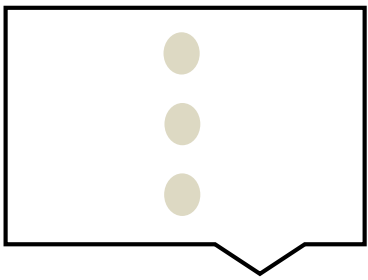
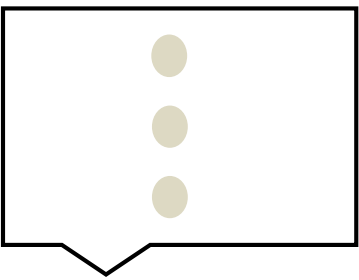
John 10:11
John 10:14
John 10:17-18



SAMPLE



The Good Shepherd



John:10-1	John 10:2-3	John 10:4
John 10:5	John 10:7	John 10:8
John 10:9	John 10:10	John 10:11
John 10:12-13	John 10:14-15	John 10:16
John 10:17-18		

John:10-1	John 10:2-3	John 10:4
John 10:5	John 10:7	John 10:8
John 10:9	John 10:10	John 10:11
John 10:12-13	John 10:14-15	John 10:16
John 10:17-18		









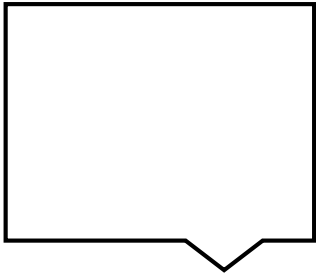
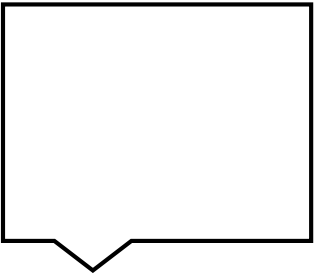
John:10-1	John 10:2-3	John 10:4
John 10:5	John 10:7	John 10:8
John 10:9	John 10:10	John 10:11
John 10:12-13	John 10:14-15	John 10:16
John 10:17-18		












John:10-1	John 10:2-3	John 10:4
John 10:5	John 10:7	John 10:8
John 10:9	John 10:10	John 10:11
John 10:12-13	John 10:14-15	John 10:16
John 10:17-18		



John:10-1	John 10:2-3	John 10:4
John 10:5	John 10:7	John 10:8
John 10:9	John 10:10	John 10:11
John 10:12-13	John 10:14-15	John 10:16
John 10:17-18		

John:10-1	John 10:2-3	John 10:4
John 10:5	John 10:7	John 10:8
John 10:9	John 10:10	John 10:11
John 10:12-13	John 10:14-15	John 10:16
John 10:17-18		

The Good Shepherd







Instructions:


Page 1: Sample

Page 2: See if children can find which scripture goes on what dot. Scriptures on page 3

Page 3: Match up scriptures on dots...see sample. Paste.

Page 4: Blank ...read the parable, then have them write in the verse or verses

Page 5: Sheep and Shepherd for string activity—one end of string tape the shepherd and then following him tape sheep to the string so as you pull it along the sheep will follow. (See manual for enrichment activity)



You can use children on the string activity too