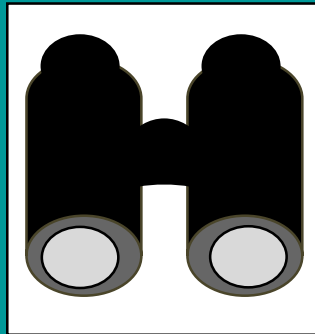


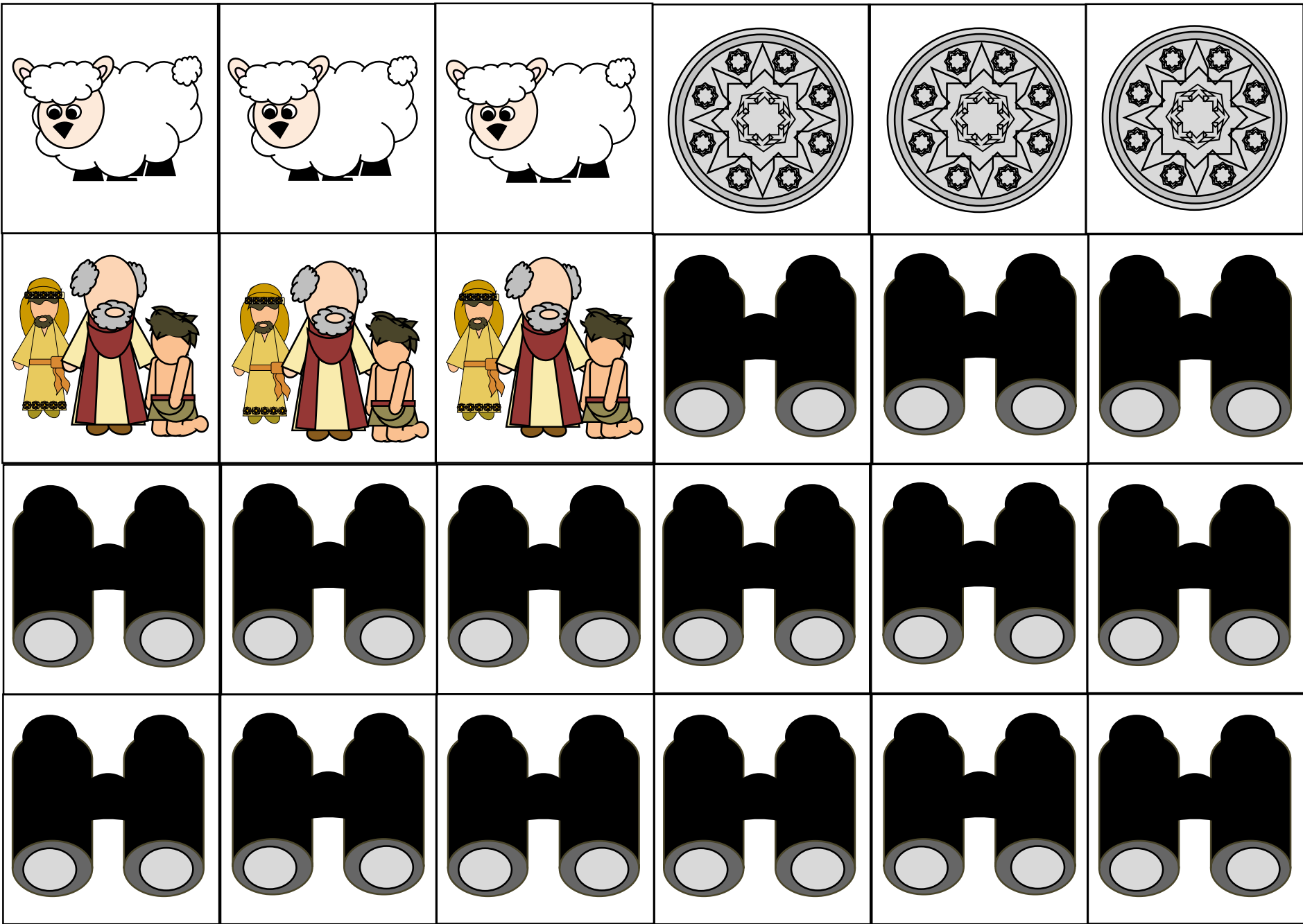


The Lost and Found Game (Luke 15)





Copy on card stock, cut, and laminate(if possible), and cut again...for more players copy two sheets. This sheet is good for up to 6 players

The Lost and Found Game Instructions: (Luke 15)

Shuffle the cards and deal. Give each player the same amount and put the extras in the middle upside down.

Have the players look at their cards



Appoint a leader. To Begin the Game:

Have the leader call out “pass” then each player will pass one card from their hand to the right to the next player. The player picks up the card and decides whether to keep it or not.

Have the leader call out “pass” again, and go around until someone has all three lost items.

The binoculars are cards you don't want...keep searching

The three cards you want are:



Once a player has received all three, the player calls out “Found” and wins the game.

For the extra cards in the middle:

At the first of the game each player may trade one of his/her cards for one in the middle. Take turns. Once their hand is complete the players may begin the game. The extra cards are not to be taken again for the remainder of the game.

If you have fewer players you may want to remove 1 set of the lost items cards.