
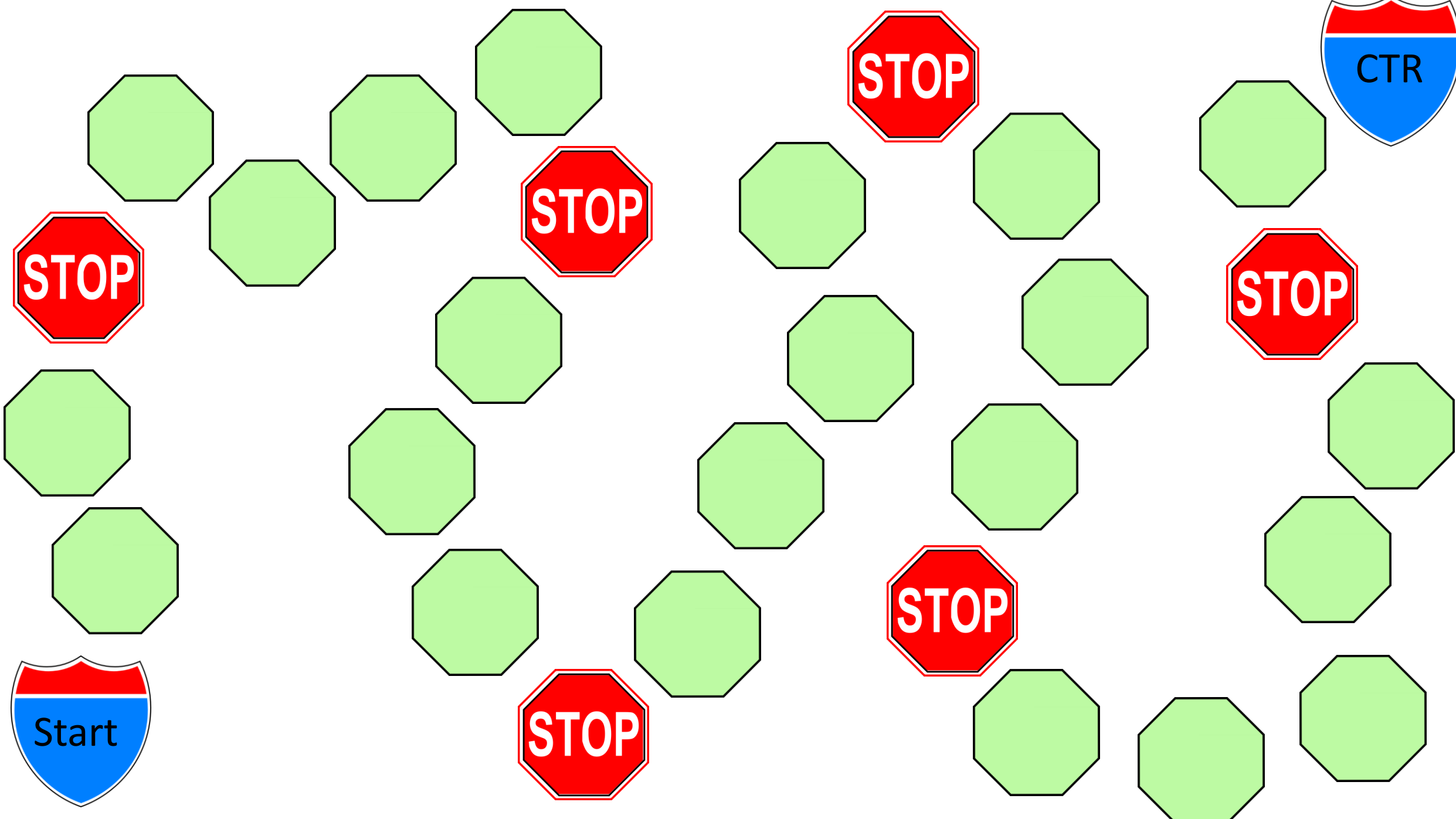


Making
Right
Choices
Game

SAMPLE





STOP

STOP

STOP

STOP

STOP

STOP

Start

CTR



You take a piece of
candy from the
store without paying
for it
Go back 2 spaces

You get mad and hit
your brother
Go back 2 spaces

You take some
money from your
mother's purse
without asking
Go back 2 spaces

You borrow your
sister's shirt but
don't return it
Go back 2 spaces

You yell at your
mother because she
turned the
television off
Go back 2 spaces

You fight with your
sister and slam the
door in her face
Go back 2 spaces

You tell your mom
that you finished
your homework but
you really haven't
Go back 2 spaces

You sneak a cookie
even though you
were not supposed
to
Go back 2 spaces

You disobey your father when he asks you to pick up your things
Go back 2 spaces

Writing bad things about other people and passing it to others to read
Go back 2 spaces

Looking on other people's tests
Go back 2 spaces

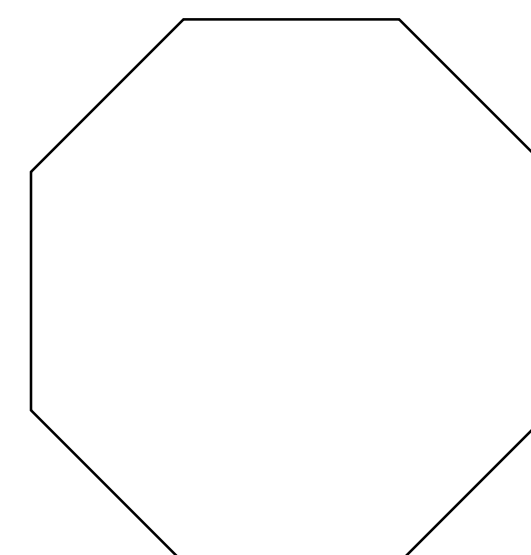
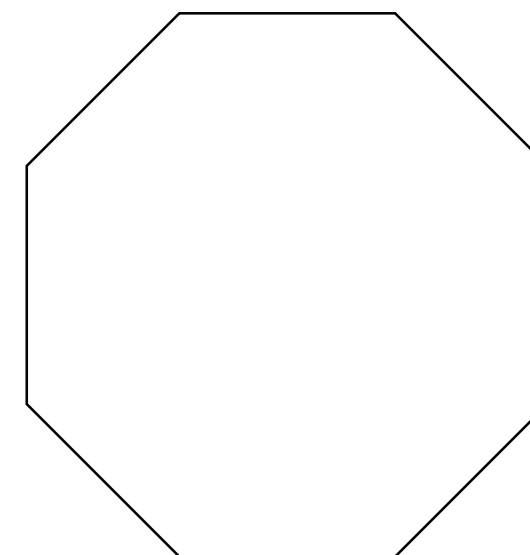
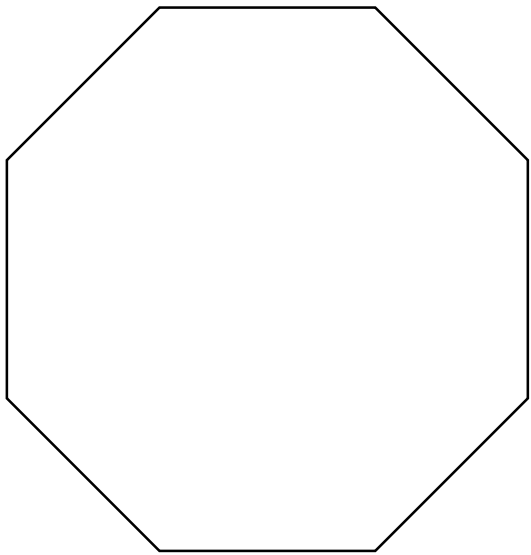
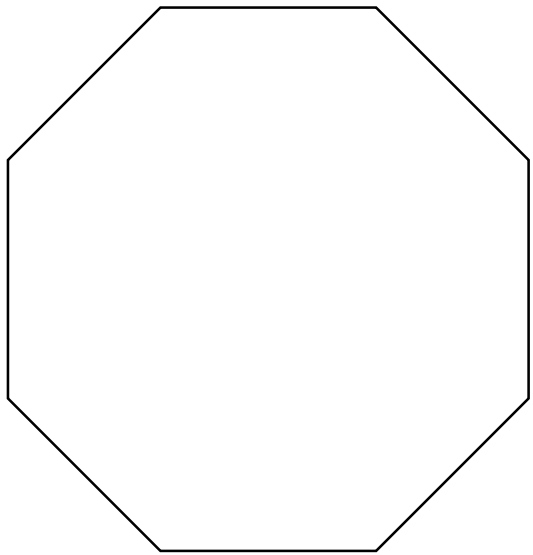
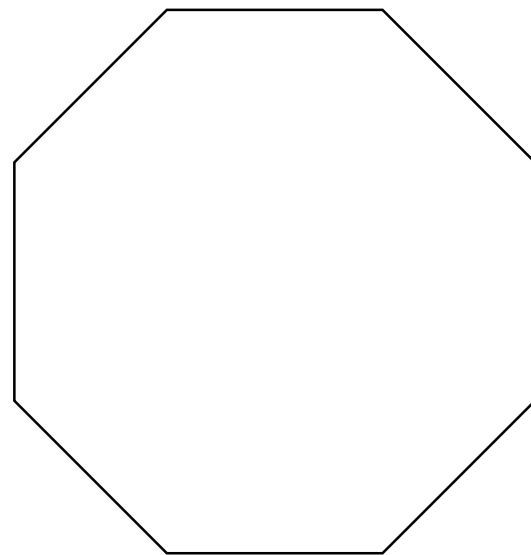
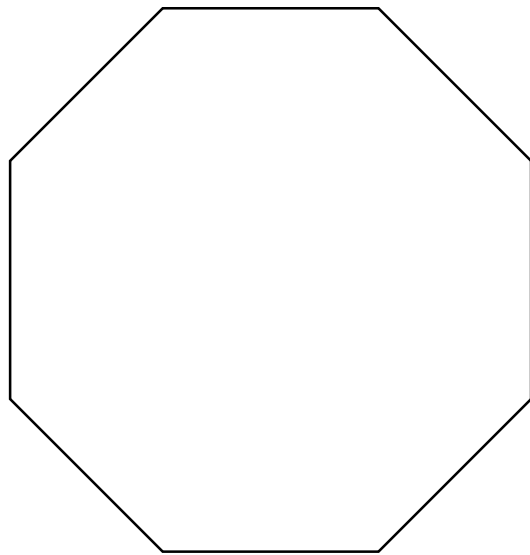
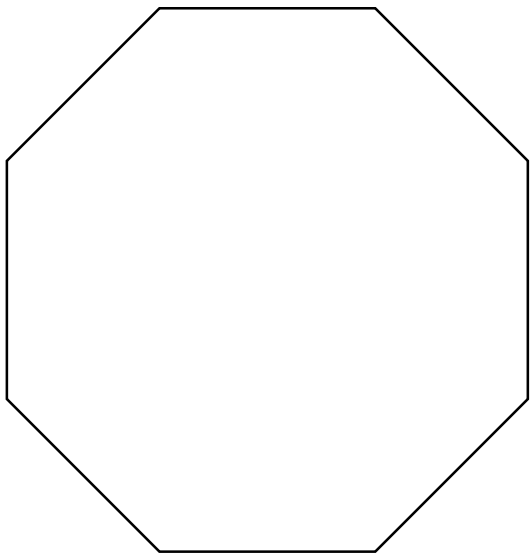
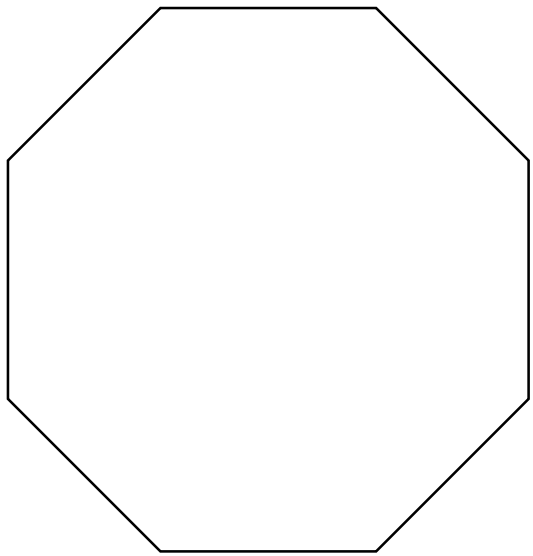
Making fun of others
Go back 2 spaces

Saying bad words
Go back 2 spaces

Telling a friend you don't want to be friends anymore
Go back 2 spaces

Not doing your chores and lying that you did them
Go back 2 spaces

Telling your mom or dad you hate them
Go back 2 spaces



Write your own

Instructions:

Copy page 2 on card stock. It is easier to make one for each child and laminate

Copy as many stop signs you want and on page 4-5 copy, cut, and paste sayings on back of page 3.

Use markers such as buttons, cheerios, etc.

Roll dice. Move. If you land on the stop sign pick a stop sign card. Read, then move back as indicated. After, tell what you should do to Make the Right Choice.

Optional Lesson:

Have the children pick the stop signs with sayings on the back and have them tell the class what they should have done to Choose the Right

Making
Right
Choices
Game

