




I Can Be An Example By:



Searching and sharing
the scriptures




Not doing the wrong things



Listening to Good Music



Showing others I love them




Not talking unkindly about others



Saying nice things to others



I Can Be An Example By:




Not doing the wrong things




Listening to Good Music



**Searching and sharing
the scriptures**



Showing others I love them



Not talking unkindly about others




Saying nice things to others



I Can Be An Example By:




**Searching and sharing
the scriptures**




Not doing the wrong things




Listening to Good Music



Showing others I love them




Not talking unkindly about others




You look so
nice today

Saying nice things to others


Cut and Paste on page 3



I Can Be An Example By:




**Searching and sharing
the scriptures**




Not doing the wrong things




Listening to Good Music




Showing others I love them




Not talking unkindly about others




Saying nice things to others



I Can Be An Example By:




**Searching and sharing
the scriptures**




Not doing the wrong things




Listening to Good Music



Showing others I love them



Not talking unkindly about others



You look so
nice today

Saying nice things to others

Cut, color, and Paste on page 6

Instructions:

You can use the faces for the board or popsicle sticks

You can draw your own faces on pages 3 or 6

You can have the children pick a face and have them tell you what they think the example is

