









SAMPLE






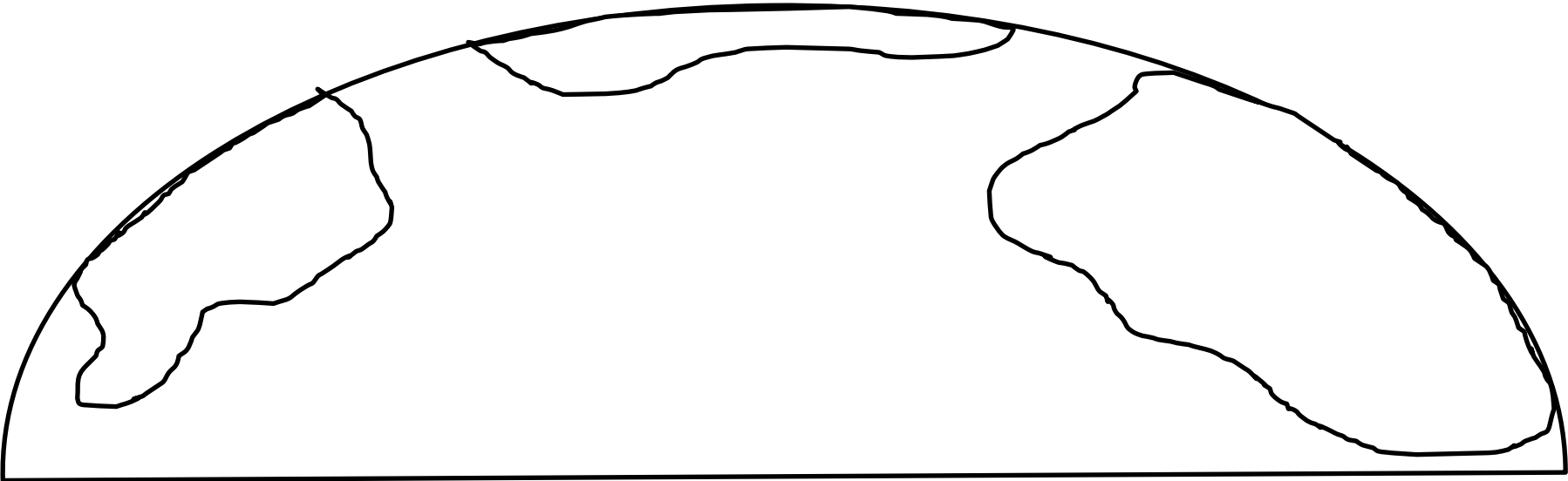












Set of 2














Set of 2







Copy on cardstock: can use as a matching game or lesson. What picture goes with what... The bird can eat from the tree. People eat the fruit of plants. Bee's use flowers to spread other flowers.

Instructions: Primary 1 Lesson 10 "I am thankful for trees, plants, and flowers"

Page 1: Sample

Page 2: color printable handout

Page 3: copy, and paste on tree, plant and flowers on the earth

Page 4: copy and cut...paste on page 3

Page 5: Black and White color and paste

Page 6: tree, plant and flower black and white. Copy, color, cut and paste

Page 7: Coloring page

Page 8: Game or lesson. Copy on cardstock. Laminate if possible.