












# Sample: Primary 1 Lesson 11 “I Am Thankful for Fish”









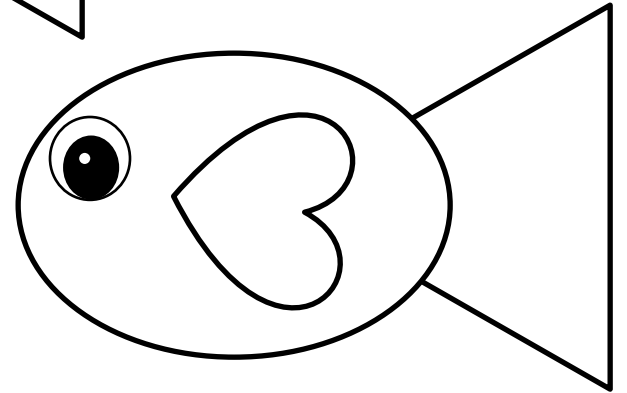
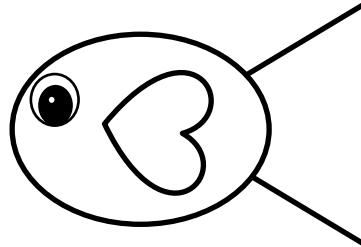
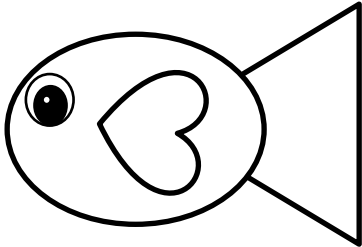

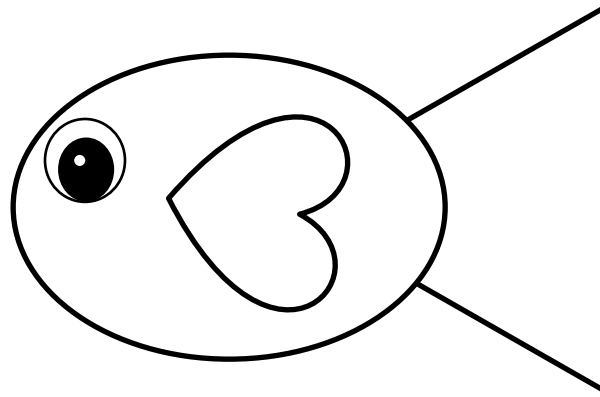
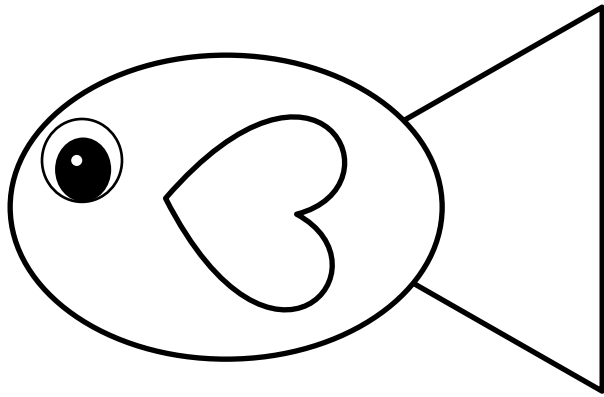
I Am Thankful for Fish



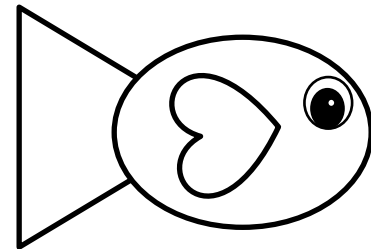
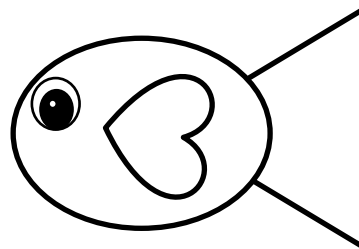
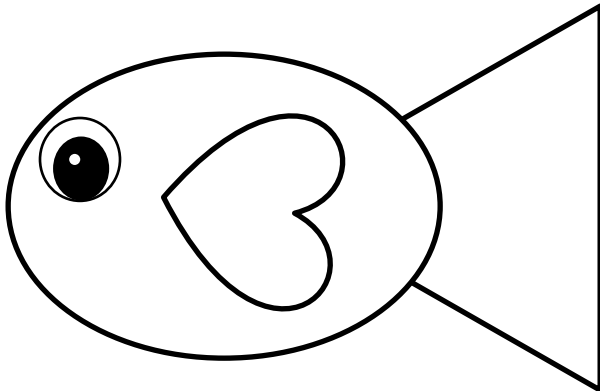


Set  
of 4







Set  
of 4




I Am Thankful for Fish



I Am Thankful for Fish





Matching fish game

# Instructions: Primary 1 Lesson 11 “I am Thankful For Fish”

Page 1: Sample

Page 2: Bowl...Can use fish stickers, and glitter glue to decorate. Or you can use Styrofoam hearts stickers

Page 3: Colored fish, copy cut and paste

Page 4: Black and white, copy color cut and paste

Page 5: Coloring handout

Page 6: handout

Page 7: Matching fish game