











Sample






I am
thankful
for:










I am
thankful
for:












I am
thankful
for:





I am
thankful
for:



Instructions:

Page 1: Sample



Page 2: boy page. Copy and have children draw something they can show thankful for.

Page 3: black and white page to color, boys




Page 4: Girl page. Copy and have children draw something they can show thankful for.



Page 5: Black and white page to color, girls

Page 6-7: extra pages of both boy and girl.



I am
thankful
for:





I am
thankful
for:

