

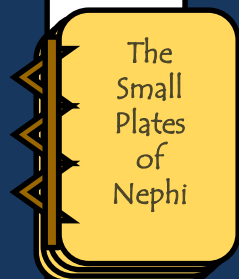

The Book of Mormon, a Gift from a Loving Heavenly Father

THE BOOK OF MORMON

ANOTHER TESTAMENT
OF JESUS CHRIST

SAMPLE PAGE

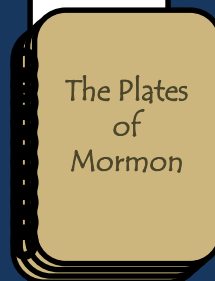
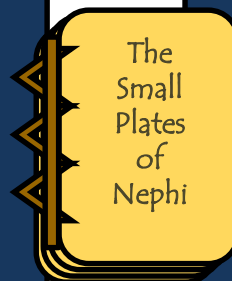

Testimony of
the three
witnesses
Testimony of
the eight
witnesses
Testimony of
Joseph Smith



THE BOOK OF MORMON

ANOTHER TESTAMENT
OF JESUS CHRIST

Testimony of
the three
witnesses
Testimony of
the eight
witnesses
Testimony of
Joseph Smith



BOOK OF MORMON ACTIVITY (WHAT IS IN THE BOOK OF MORMON)

Instructions:

Copy Book of Mormon page and tape it on a Ziplock bag

OR

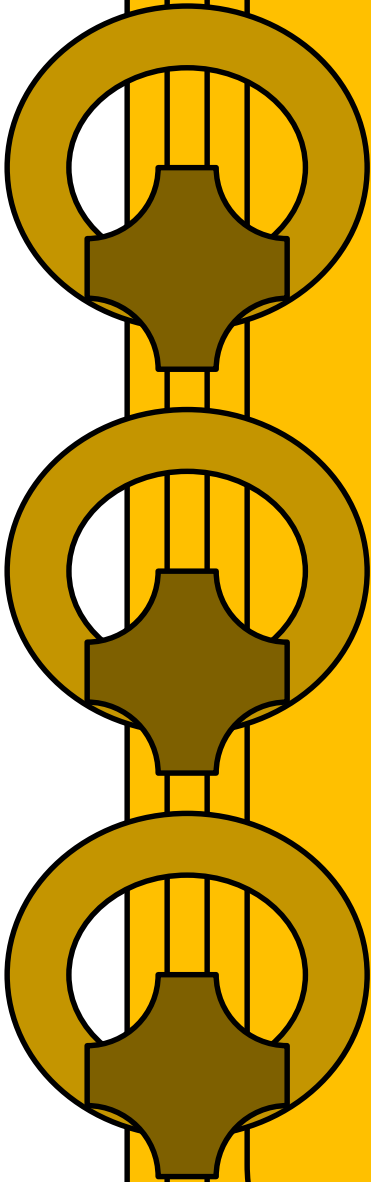
Copy Book of Mormon page and tape it, or paste it on the front of a file folder.

Finish your books and place in baggie, or file folder. You can buy the file folders that are sealed on the sides, or you can staple the sides.

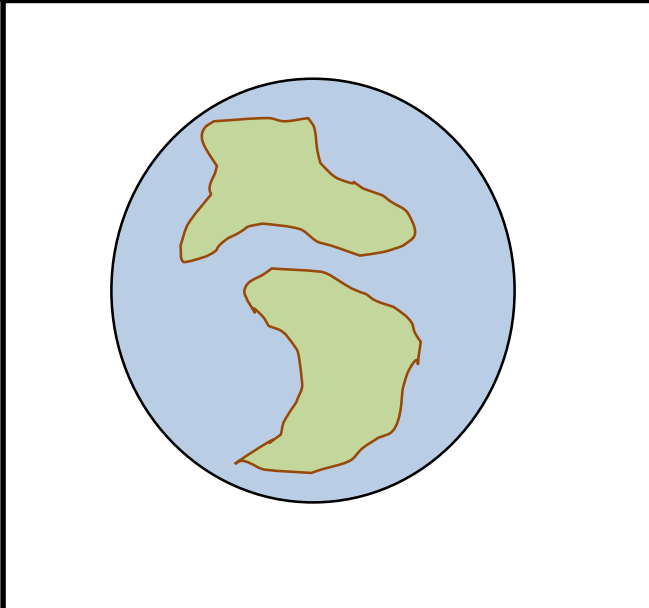


Plate instructions on page 19. There should be 4 book activities. The Brass Plates of Laban, The Large Plates of Nephi, The Small Plates of Nephi, and The Plates of Mormon.

The Brass Plates of Laban


Paste
booklet
here







"The Plates of Brass were of great worth unto us, insomuch that we could preserve the commandments of the Lord unto our children" (1 Nephi 5:21)





King
Zedekiah

These plates were the Brass Plates of Laban which Lehi brought from Jerusalem.

"Nephi found that they contained the five books of Moses, which gave an account of the creation of the world, and also of Adam and Eve.

Also included a record of the Jews from the beginning, even down to the commencement of the reign of Zedekiah, King of Judah."

Boyd K. Packer "Let Not Your Heart Be Troubled" Page 268-269

It also includes the genealogy of his fathers.
(Nephi 5:11, 12, 14)



The Large Plates of Nephi

Paste
booklet
here






King Nephi




King Benjamin



King Mosiah




Nephites




Lamanites

"Upon the other plates should be engraven an account of the reign of the kings, and the wars and contentions of my people" Nephi 9:4



Nephi recorded the history of his people on the large plates. They also contained genealogies of his people. (1 Nephi 19:2)

After Nephi's death these plates were kept by the kings.







The Small Plates of Nephi

Paste
booklet
here






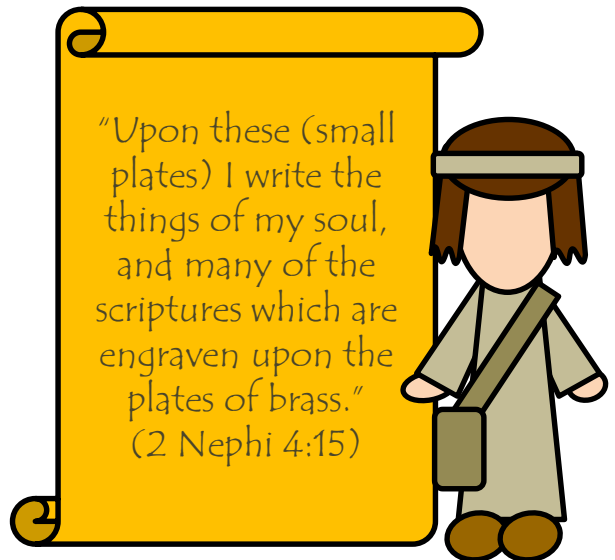
Isaiah




Nephi and Jacob



Zenos





The small plates were to be written about “the things most precious”. They were not to include a history, only lightly. They were preserved to contain sacred things, or revelation which was great, or prophesying. These records were to be handed down from father to son.

Also Jacob wrote about the allegory of the olive vineyard from the writings of Zenos. The small plates were to be the words of God. (Jacob 1:2-4)

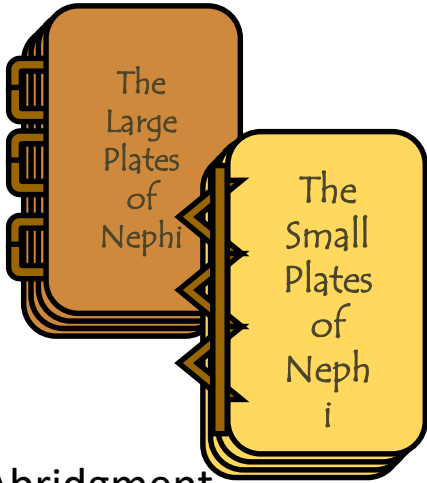
King Benjamin combines the large plates of Nephi with the small plates of Nephi.




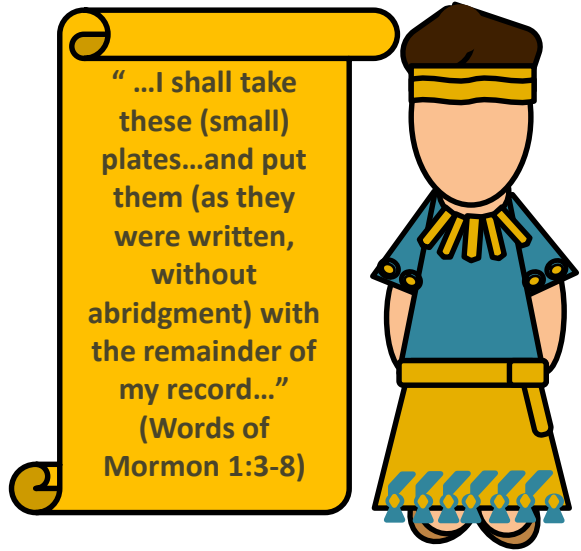
The Plates of Mormon

Paste
booklet
here






Abridgment



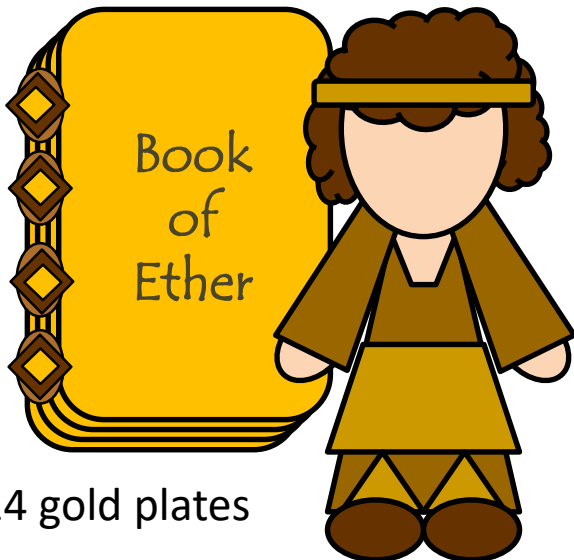
Lehi

Moroni



Mulek


King Zedekiah



24 gold plates



Mormon finished the abridgment of the large plates and included the small plates of Nephi. Included in the plates are the records of Lehi. Mormon wrote of his last days. He suffered death at the hands of the Lamantites. (Mormon 8:3) His son Moroni finished his record, then abridged the plates of the Jaredites, and what little history we have of the Mulekites, Then he added his own words. There are also sealed portions of the plates to come forth in the future. These plates were delivered to Joseph Smith.



Page 4: Copy on Cardstock the Brass Plates picture.

Page 5: Copy, cut on lines. Put two together and fold on dotted line to make a book. Staple left edges close to the fold. Paste booklet on the square indicated on the Brass Plates of Laban page.

Page 6: Copy and cut on lines of pictures. Paste Moses on front page, then books, earth, Adam and Eve, Jerusalem city, and king on last page.

Page 7: king. Copy, cut and Paste, about the plates, on the back of the Brass plates of Laban paper.

Page 8: Copy on Cardstock the Large Plates of Nephi.

Page 9: Copy, cut on lines. Put two together and fold on dotted line to make a book. Staple left edges close to the fold. . Paste booklet on square as indicated on the Large Plates of Nephi.

Page 10: Copy and cut on lines of pictures. Paste King, King, and King, Nephi army, Lamanite army, Nephi saying.

Page 11: Paste genealogy on last page. Copy, cut and Paste, about the plates, on the back of the Large Plates of Nephi.

Page 12: Copy on Cardstock the Small Plates of Nephi.

Page 13: Copy, cut on lines. Put two together and fold on dotted line to make a book. Staple left edges close to the fold. Paste booklet in square as indicated on the Small Plates of Nephi.

Page 14: Copy and cut on lines of pictures. Paste Heart. Isaiah, Nephi and Jacob, tree, Zenos praying, Nephi saying.

Page 15: Paste King Benjamin on last page. Copy, cut and Paste, about the plates, on the back of the Small Plates of Nephi.

Page 16: Copy on Cardstock the Plates of Mormon.

Page 17: Copy, cut on lines. Put two together and fold on dotted line to make a book. Staple left edges close to the fold. Paste booklet on square as indicated on the Plates of Mormon page.

Page 18: Copy and cut on lines of pictures. Paste the plates on front page, then Mormon, Lehi & Moroni, Mulek, Brother of Jared, sealed portion.

Page 19: Joseph Smith paste on back page. Copy, cut and Paste, about the plates, on the back of the Plates of Mormon page.