

Sample

I can be  
reverent  
by...

Folding my  
arms

Walking  
quietly

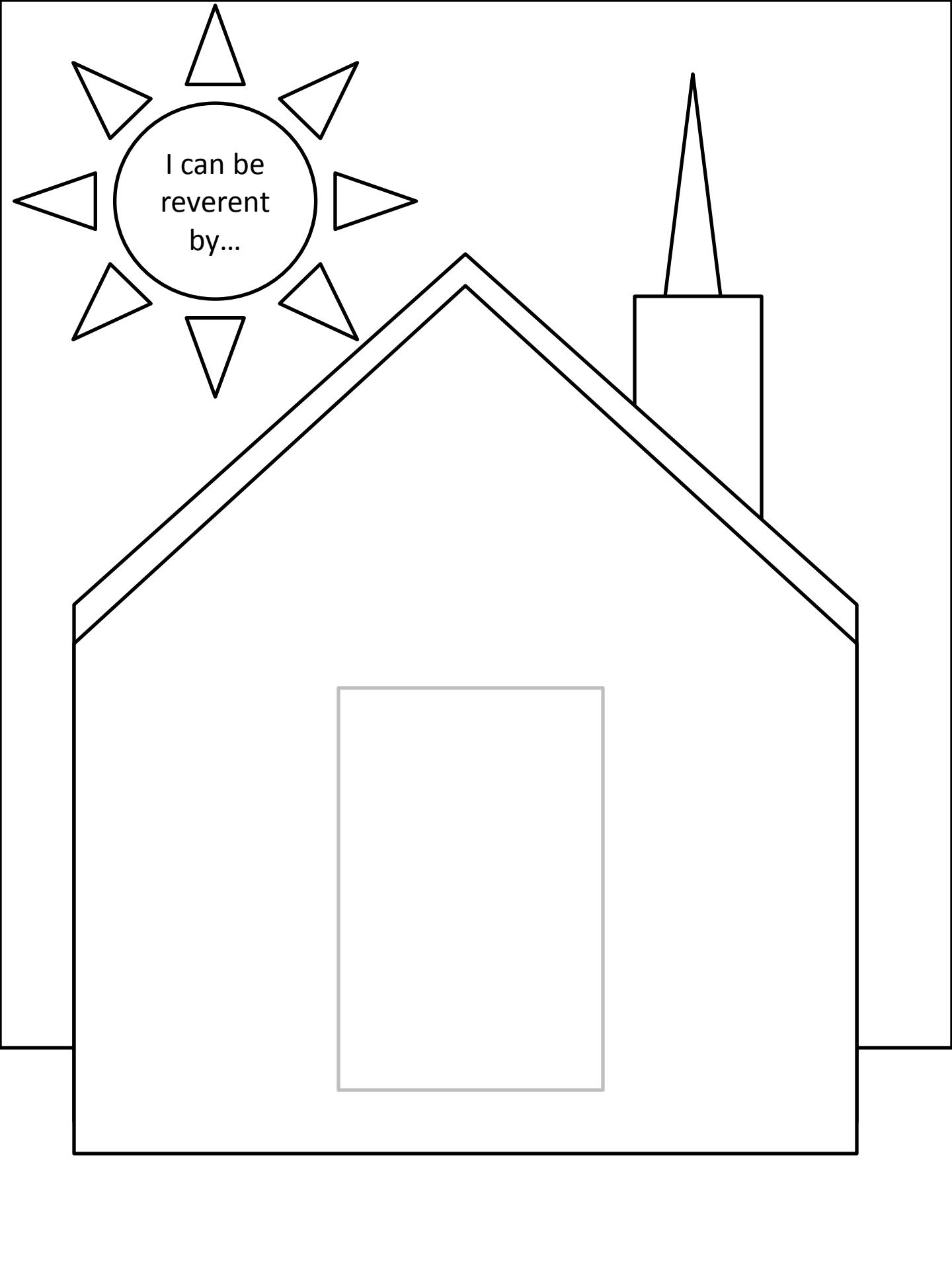
Thinking  
about  
Jesus

Sitting up  
straight

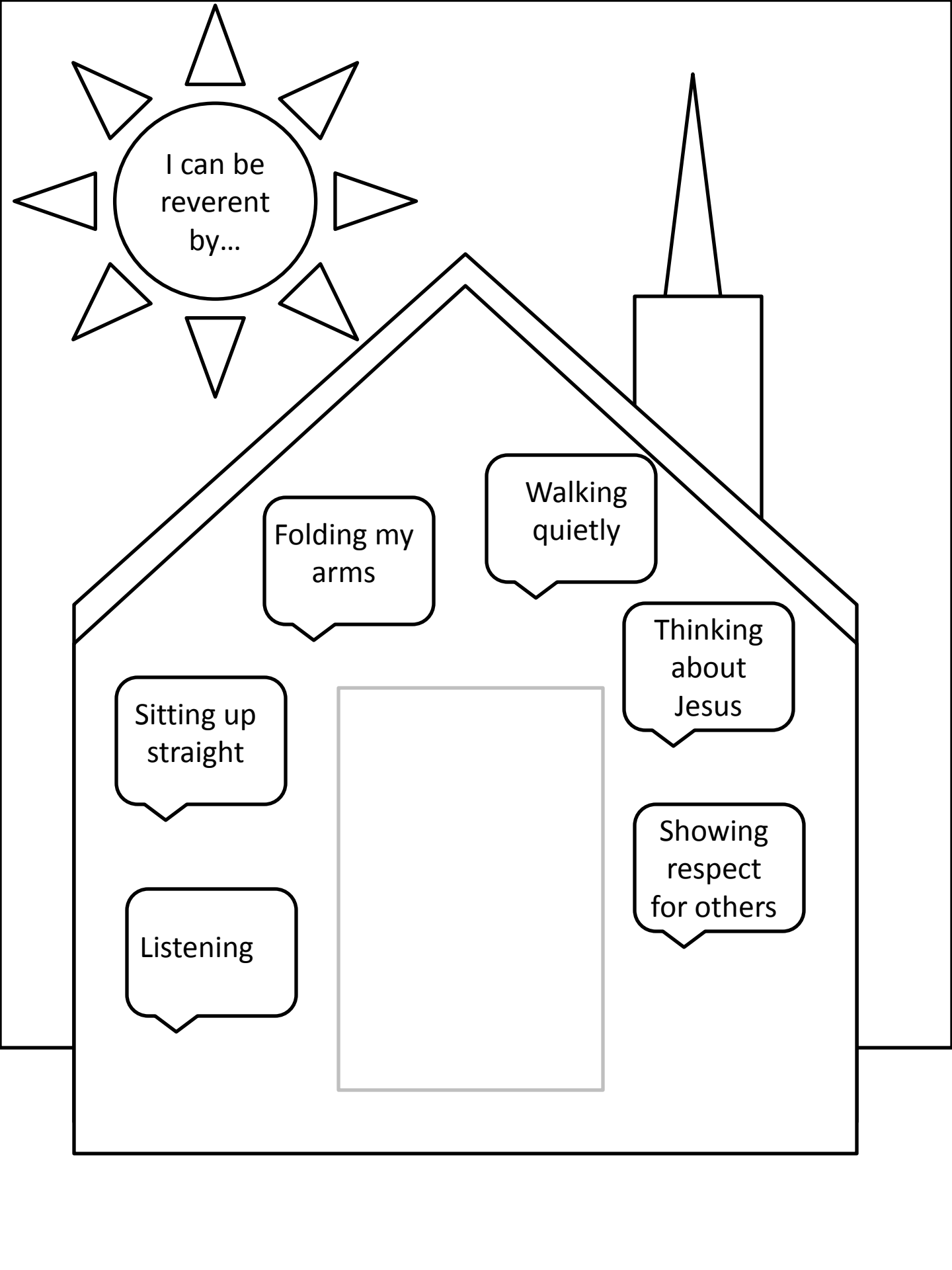
Showing  
respect  
for others

Listening





I can be  
reverent  
by...

A black and white line drawing of a house with a chimney on the right side. Above the house is a sun with eight rays. Inside the house, there are several speech bubbles containing text. A large empty rectangular box is in the center of the house.

I can be  
reverent  
by...

Folding my  
arms

Walking  
quietly


Thinking  
about  
Jesus


Sitting up  
straight

Showing  
respect  
for others

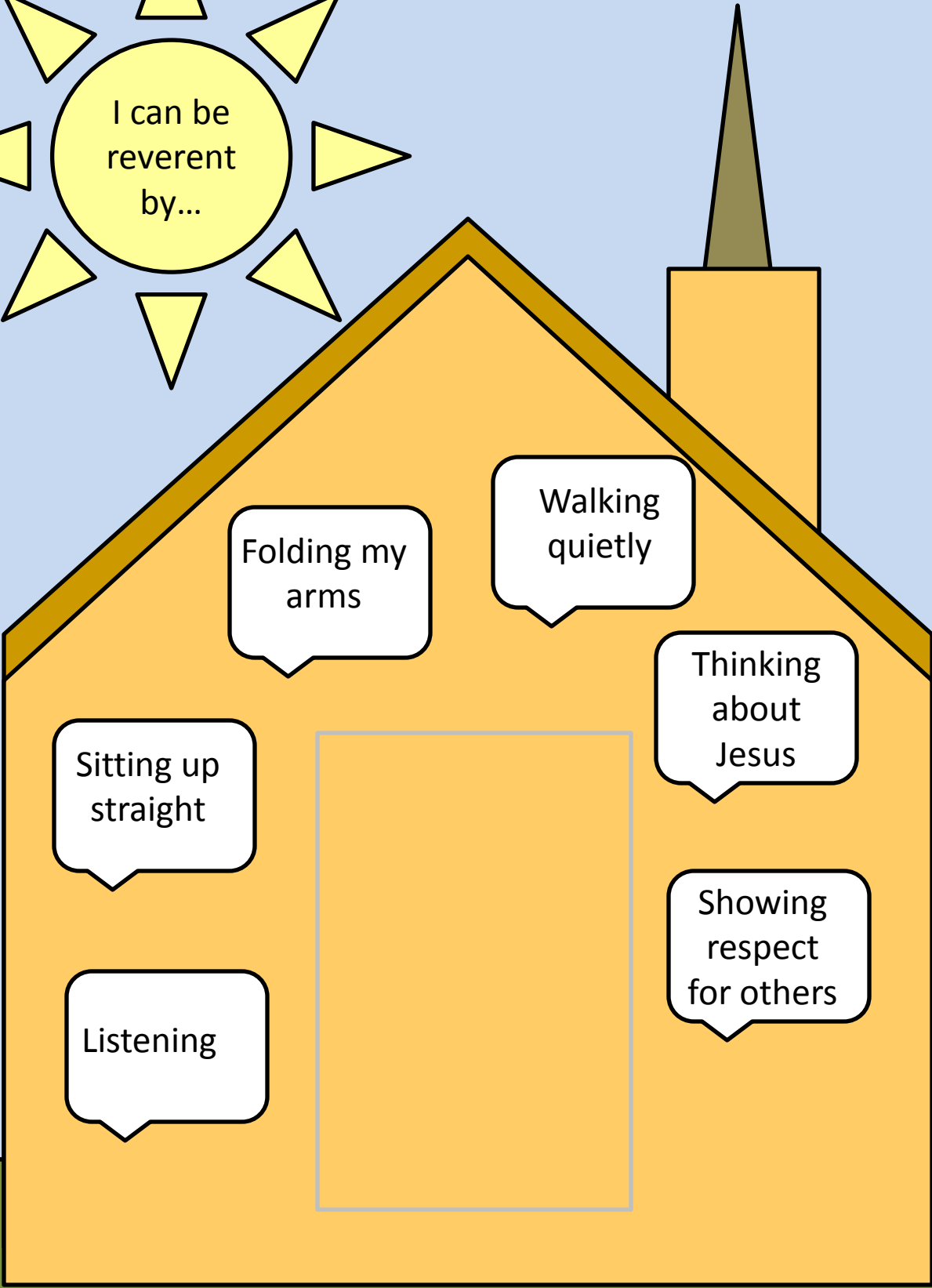
Listening

I can be  
reverent  
by...





I can be  
reverent  
by...



Folding my  
arms




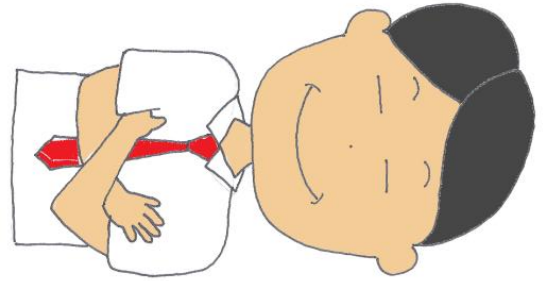



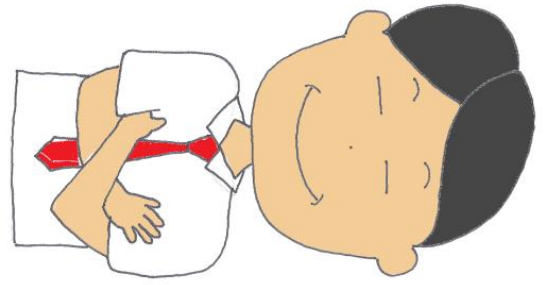


Walking  
quietly

Thinking  
about  
Jesus

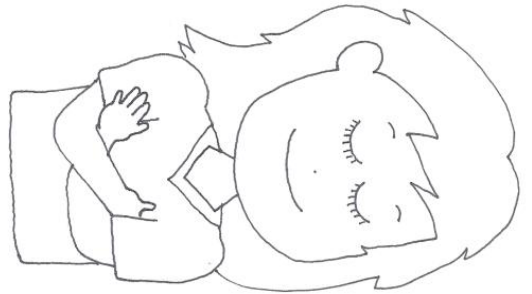




Sitting up  
straight

Listening

Showing  
respect  
for others



Set of 5



Set of 5

You can copy off on colored paper

Set of 5

Folding my arms

Folding my arms

Folding my arms

Folding my arms

Walking quietly

Walking quietly

Walking quietly

Walking quietly

Sitting up straight

Sitting up straight

Sitting up straight

Sitting up straight

Thinking about Jesus

Thinking about Jesus

Thinking about Jesus

Thinking about Jesus

Showing respect for others

Showing respect for others

Showing respect for others

Showing respect for others

Listening

Listening

Listening

Listening

Listening

Showing respect for others

Thinking about Jesus

Sitting up straight

Walking quietly

Folding my arms



## Instructions:

Page 1: Sample page

Page 2: Blank Church house. Copy, color then paste sayings and child on page.

Page 3: copy, color, and paste child on page. This is for those who don't have time to cut and paste.

Page 4: copy, and paste on sayings and child on page.

Page 5: copy, and paste on child.

Page 6: colored children boy and girl. Copy, cut and paste. Set of 5

Page 7: Black and white boy and girl. Copy, cut and paste. Set of 5

Page 8: Sayings. Copy and cut. Can copy on colored paper. Group of 6 sayings. Set of 5.